




**AIR CHEM
SYSTEMS, INC.**

CENTRIFUGAL FANS



AIR CHEM SYSTEMS, INC. manufactures an extensive line of air pollution control equipment for the electronic, metal finishing, plating, sewage treatment, and other industries that generate nonflammable corrosive fumes and odors.

Phone: 562-598-7100

Fax: 562-598-7115

Toll Free: 1-800-237-2865

Email: airchemsys@aol.com

Web Site: www.airchemsystems.com



CENTRIFUGAL FANS

AIR CHEM SYSTEMS Centrifugal (ACSC) Fans are self-contained ventilation units available in varying sizes for exhaust service applications in the industrial, chemical processing field. These fans are sized to provide the required air flow against the resistance of the collection system and fume control equipment.

ACSC fan wheels, scrolls and bases are fabricated from corrosion-resistant, fiberglass reinforced plastic (FRP) to provide superior performance for exhausting highly corrosive fumes.

The turned, ground and polished (TG&P) fan shaft has an FRP sleeve so that no metal is exposed to the corrosives in the air stream.

All **ACSC** fans are clockwise rotation (when viewed from the drive end), upblast discharge and Arrangement 9 where the bearings, drives and motor are out of the air stream.

ACSC fan wheels are constructed and bonded utilizing a premium grade, vinyl ester resin for maximum secondary bonding characteristics. No epoxy is used in the fabrication of ACSC fan wheels. All wheels are dynamically balanced for smooth, quiet operation and maximum dependability.

ACSC fan wheels are of the curved-blade, backward inclined and centrifugal type for low pressure with non-overloading characteristics up to 6 inches of static pressure (SP).

The **ACSC** fan "A" frame bases are fabricated from a one-piece mold, integral to the scroll housing, to eliminate mechanical bolting joints and to extend the life of the housing by protecting it from the corrosive effects of the weather and trace fumes that could attack a steel base.

The base of the **ACSC** fan has a molded-in flange for attachment to the equipment pad.

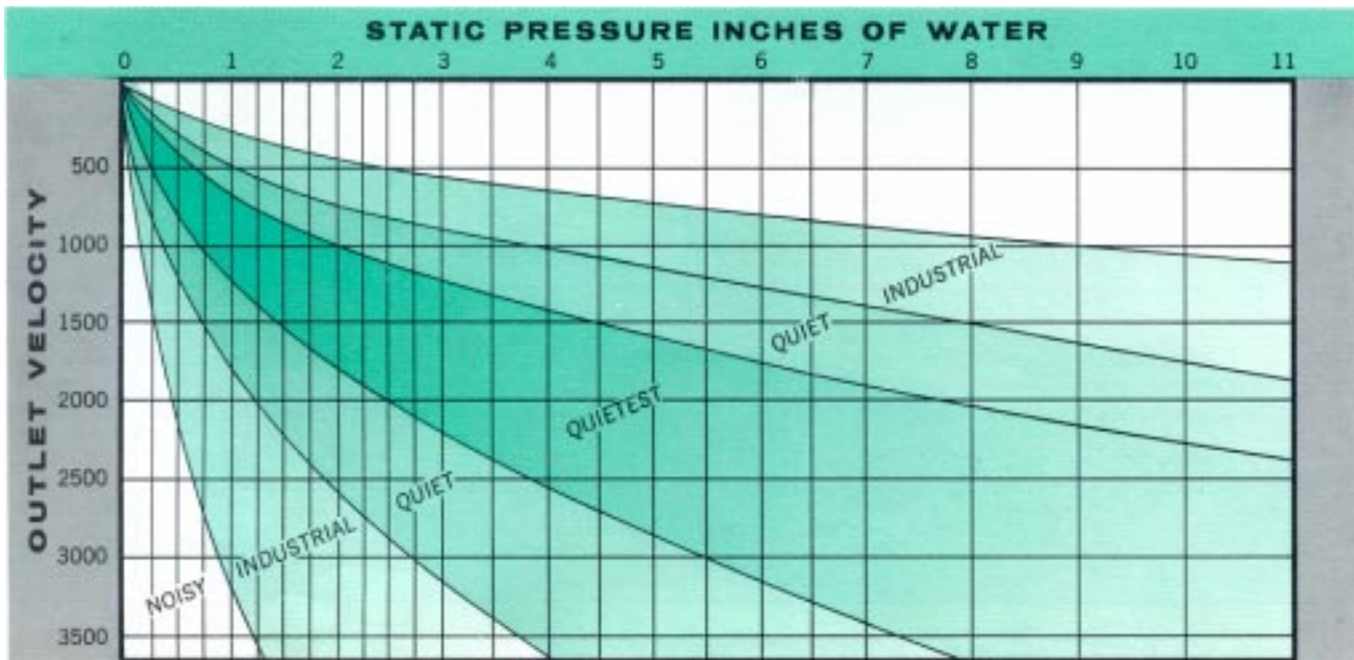
The discharge outlet is flanged for attachment of stacks or grills.

All **ACSC** fans come with an inlet flex connection of two wraps 1/8" neoprene flex material and are secured by stainless steel bands to the inlet collar and duct.



The performance tables for each fan in this catalog represent the various curves extrapolated into numerical form. On each table there is a series of underlined numbers indicating RPM and BHP in each static pressure column. These numbers indicate the most efficient point of operation for a given CFM at that static pressure. For cost considerations, select a fan where the CFM and static pressure required intersect at or below the underlined print but it should be no lower than 2800 FPM OV. If your selection falls above the underlined print, consider a smaller fan.

Fan noise is also an important consideration, particularly when the fan is located near occupied space and is operating against a static pressure of 1" or greater. The following table provides a quick method for considering the degree of quietness when selecting a fan.



DEFINITIONS:

- CFM**Cubic Feet Per Minute
- SCFM**.....Standard CFM based on standard air of .075 lbs. @ 70 degrees F.
- ACFM**Actual CFM or condition at the site
- FPM**Feet Per Minute
- BHP**Brake Horse Power
- OV**Outlet Velocity in FPM
- RPM**Revolution Per Minute
- SPWC**Static Pressure in inches of Water Column
- SPHG**Static Pressure in inches of Mercury



TEMPERATURE AND ALTITUDE

The following fan curve tables are based on standard air at 70° F., 29.92 inches barometric pressure and weighing .075 pounds per cubic foot. When air temperatures other than 70° F and/or altitudes other than sea level are involved, it is necessary to correct for the new fan requirements.

Table 1 indicates the correction factor for the temperature and altitude the fan will be operating at.

How to use Table 1:

Example: 10,000 CFM @ 2 1/2" S.P.W.C. @ 150° F at an altitude of 7000 feet. In this example the factor will be 1.50 from Table 1 below.

STEP 1: Multiply the static pressure by the factor ($2.5 \times 1.5 = 3.75$ " S.P.W.C. [use 4"]).

STEP 2: Select a fan from the following fan charts for the new condition of 10,000 CFM @ 4" S.P.W.C. In this case an ACSC 300 fan at 10,349 CFM at 4" S.P.W.C. has a 1217 RPM @ 9.93 BHP.

STEP 3: Correct the horsepower and static pressure in Step 2 to non-standard performance by dividing the factor. (1) 4" S.P. $\div 1.5 = 2.67$ S.P. (2) 9.93 BHP $\div 1.5 = 6.62$ BHP

STEP 4: Check for maximum safe speed from Table 2. At 150° the safe speed factor from Table 2 is .98. The maximum safe speed for the ACSC 300 fan, Class I is 1355 RPM $\times .98 = 1328$ RPM. Our RPM selected above is 1217 therefore satisfactory.

Final performance is: 10,000 CFM @ 2.67" S.P.W.C. turning at 1217 RPM using 6.62 BHP operating at 150° F at 7000 ft. elevation. Use special high altitude motor if altitude exceeds 3300 feet.

TABLE 1

TEMP. (°F)	ALTITUDE												
	0	1000	2000	3000	4000	5000	6000	7000	8000	9000	10,000	11,000	12,000
0	0.87	0.90	0.94	1.08	1.01	1.04	1.09	1.13	1.17	1.22	1.27	1.31	1.37
25	0.91	0.95	0.98	1.02	1.06	1.09	1.14	1.18	1.23	1.27	1.33	1.37	1.43
50	0.96	1.00	1.04	1.08	1.11	1.15	1.20	1.25	1.30	1.34	1.40	1.45	1.51
70	1.00	1.04	1.08	1.12	1.16	1.20	1.25	1.30	1.35	1.40	1.46	1.51	1.57
100	1.06	1.10	1.14	1.19	1.23	1.27	1.33	1.38	1.43	1.48	1.55	1.60	1.66
125	1.10	1.14	1.19	1.23	1.28	1.32	1.38	1.43	1.49	1.54	1.61	1.66	1.73
150	1.15	1.20	1.24	1.29	1.33	1.38	1.44	1.50	1.55	1.61	1.68	1.74	1.81
175	1.20	1.25	1.30	1.34	1.39	1.44	1.50	1.56	1.62	1.68	1.75	1.81	1.88
200	1.25	1.30	1.35	1.40	1.45	1.50	1.56	1.63	1.69	1.75	1.83	1.89	1.96

TABLE 2 MAXIMUM SAFE SPEED CORRECTION FACTOR

TEMP.	0	70	100	150	175	200
RPM	1.00	1.00	1.00	0.98	0.945	0.91



FAN LAWS FOR AIR MOVING EQUIPMENT

The performance of all fans is governed by certain rules of physics known as fan laws. CFM, RPM, SP and HP are all related to each other in a known manner and when one changes, all others change. The CFM variable is the most commonly changed measurement in an air moving system therefore the following example of Fan Law application is based on a change from an existing CFM to a new CFM.

1. To determine performance at a new CFM, first calculate the ratio of the new CFM₂ to the existing CFM₁ (new CFM divided by existing CFM):

$$\frac{\text{CFM}_2}{\text{CFM}_1} = \text{RATIO (R)}$$

2. To determine new RPM₂, multiply Ratio (R) times existing RPM₁:

$$R \times \text{RPM}_1 = \text{RPM}_2$$

3. To determine new SP₂, multiply Ratio (R) times itself, and then times the existing SP₁:

$$R^2 \times \text{SP}_1 = \text{SP}_2$$

4. To determine new HP₂ required, multiply Ratio (R) times itself twice and then times the existing HP₁:

$$R^3 \times \text{HP}_1 = \text{HP}_2$$

EXAMPLE:

A fan is delivering 13,000 CFM @ 2" SP, running 745 RPM using 6.37 BHP (7 1/2 HP motor). To increase the speed of this fan to 15,000 CFM the Ratio is:

$$\frac{15000}{13000} = 1.154$$

The new RPM is $1.154 \times 748 = 863$

The new Static Pressure is $1.154^2 \times 2 = 2.66$

The new BHP is $1.154^3 \times 6.37 = 9.79$ (15 HP motor).

New drives and a 15 HP motor will be required for this fan to deliver 15,000 CFM @ 2.66 SPWC.



Size 122 Single Width

CFM	OV	1/2" SP		3/4" SP		1" SP		1 1/2" SP		2" SP		2 1/2" SP		3" SP	
		RPM	BHP	RPM	BHP	RPM	BHP	RPM	BHP	RPM	BHP	RPM	BHP	RPM	BHP
515	600	1118	0.07	1318	0.12	1503	0.16								
601	700	1168	0.08	1347	0.13	1520	0.18	1831	0.29						
687	800	1228	0.10	1389	0.14	1547	0.19	1847	0.31	2109	0.45				
773	900	1297	0.11	1442	0.16	1586	0.21	1886	0.33	2127	0.47				
859	1000	1371	0.13	1503	0.18	1634	0.23	1894	0.35	2144	0.49				
945	1100	1450	0.16	1571	0.20	1691	0.26	1932	0.38	2167	0.52				
1031	1200	1533	0.18	1644	0.23	1755	0.29	1978	0.41	2198	0.55				
1117	1300	1618	0.21	1721	0.26	1824	0.32	2031	0.44	2237	0.59				
1203	1400	1706	0.24	1801	0.30	1897	0.36	2090	0.48	2283	0.63				
1289	1500	1795	0.28	1884	0.34	1974	0.40	2155	0.53	2336	0.68				
1375	1600	1885	0.32	1969	0.38	2054	0.44	2224	0.58	2394	0.73	2564	0.90	2733	1.08
1461	1700	1977	0.36	2056	0.42	2136	0.49	2296	0.63	2457	0.78	2618	0.95	2778	1.14
1547	1800	2070	0.41	2145	0.48	2220	0.55	2372	0.69	2524	0.85	2676	1.01	2829	1.20
1663	1900	2163	0.46	2235	0.53	2306	0.60	2450	0.76	2594	0.92	2739	1.08	2884	1.27
1719	2000	2258	0.52	2325	0.59	2393	0.67	2530	0.83	2667	0.99	2805	1.16	2943	1.34
1805	2100	2353	0.58	2417	0.66	2482	0.74	2612	0.90	2743	1.07	2875	1.25	3006	1.43
1891	2200	2448	0.65	2510	0.73	2572	0.81	2696	0.98	2821	1.16	2947	1.34	3073	1.53
1977	2300	2544	0.73	2603	0.81	2663	0.89	2782	1.07	2901	1.25	3021	1.44	3142	1.63
2063	2400	2641	0.81	2697	0.89	2754	0.98	2868	1.16	2983	1.35	3098	1.54	3214	1.74
2149	2500	2738	0.89	2792	0.98	2847	1.07	2956	1.06	3066	1.45	3177	1.65	3288	1.86
2235	2600	2835	0.99	2887	1.08	2940	1.17	3045	1.36	3151	1.56	3257	1.77	3364	1.98
2321	2700	2932	1.08	2983	1.18	3033	1.28	3135	1.47	3237	1.68	3339	1.89	3442	2.11
2407	2800	3030	1.19	3078	1.29	3127	1.39	3225	1.59	3324	1.80	3423	2.02	3522	2.24

CFM	OV	3 1/2" SP		4" SP		4 1/2" SP		5" SP		5 1/2" SP		6" SP		6 1/2" SP	
		RPM	BHP	RPM	BHP	RPM	BHP	RPM	BHP	RPM	BHP	RPM	BHP	RPM	BHP
1375	1600	2900	1.27	3065	1.48	3226	1.70	3383	1.92	3534	2.16	3679	2.41	3818	2.67
1461	1700	2937	1.33	3095	1.54	3250	1.76	3402	1.99	3551	2.23	3695	2.48	3834	2.74
1547	1800	2980	1.40	3131	1.61	3280	1.83	3427	2.07	3571	2.31	3712	2.56	3850	2.82
1633	1900	3028	1.50	3172	1.69	3315	1.91	3456	2.15	3596	2.39	3733	2.64	3868	2.91
1719	2000	3081	1.55	3219	1.77	3355	2.00	3491	2.23	3626	2.48	3759	2.73	3890	3.00
1805	2100	3138	1.64	3269	1.86	3401	2.09	3531	2.33	3661	2.57	3789	2.83	3916	3.10
1891	2200	3199	1.73	3325	1.95	3450	2.18	3576	2.43	3700	2.67	3824	2.93	3947	3.20
1977	2300	3263	1.83	3383	2.05	3504	2.29	3624	2.53	3744	2.78	3864	3.09	3983	3.31
2063	2400	3330	1.95	3346	2.16	3561	2.39	3677	2.64	3793	2.90	3908	3.16	4023	3.44
2149	2500	3399	2.07	3511	2.28	3622	2.51	3733	2.76	3845	3.02	3956	3.29	4067	3.57
2235	2600	3471	2.20	3578	2.42	3686	2.64	3793	2.88	3900	3.15	4007	3.42	4114	3.70
2321	2700	3545	2.33	3649	2.56	3752	2.79	3855	3.02	3959	3.28	4062	3.56	4166	3.84
2407	2800	3621	2.47	3721	2.70	3821	2.94	3920	3.18	4020	3.43	4120	3.70	4220	3.99

The **Bold/Underlined** numbers indicate maximum efficiency curve for this fan.

Figures above the shaded section denote Class I, Max RPM = 3679. Figures in the shaded section denote Class II, Max. RPM = 4798



Size 135 Single Width

CFM	OV	1/2" SP		3/4" SP		1" SP		1 1/2" SP		2" SP		2 1/2" SP		3" SP	
		RPM	BHP	RPM	BHP	RPM	BHP	RPM	BHP	RPM	BHP	RPM	BHP	RPM	BHP
629	600	903	0.08	1077	0.13										
734	700	932	0.10	1097	0.14	1245	0.21								
839	800	967	0.11	1124	0.16	1265	0.22	1518	0.36						
944	900	1007	0.12	1156	0.18	1292	0.24	1532	0.39	1752	0.54				
1049	1000	1051	0.14	1192	0.21	1322	0.27	1554	0.41	1762	0.59				
1154	1100	1098	0.16	1232	0.23	1356	0.30	1581	0.45	1782	0.62				
1259	1200	1149	0.19	1275	0.25	1394	0.33	1611	0.49	1807	0.65				
1364	1300	1203	0.22	1322	0.28	1435	0.36	1645	0.53	1835	0.71				
1469	1400	1259	0.25	1372	0.32	1479	0.40	1681	0.58	1865	0.76				
1574	1500	1317	0.29	1424	0.36	1526	0.44	1720	0.62	1899	0.82				
1679	1600	1376	0.33	1478	0.40	1576	0.48	1761	0.67	1935	0.88	2097	1.09	2249	1.30
1784	1700	1437	0.37	1534	0.45	1627	0.53	1805	0.72	1973	0.94	2131	1.16	2280	1.39
1889	1800	1499	0.43	1591	0.50	1680	0.59	1852	0.78	2014	1.00	2167	1.23	2313	1.47
1994	1900	1562	0.48	1650	0.56	1735	0.65	1900	0.84	2057	1.06	2206	1.31	2348	1.56
2099	2000	1626	0.54	1710	0.63	1792	0.72	1950	0.91	2102	1.14	2246	1.38	2385	1.65
2204	2100	1691	0.61	1771	0.70	1850	0.79	2002	0.99	2148	1.21	2289	1.47	2424	1.73
2309	2200	1756	0.68	1833	0.78	1909	0.87	2056	1.07	2197	1.30	2333	1.55	2465	1.83
2414	2300	1822	0.76	1896	0.86	1969	0.96	2111	1.16	2247	1.39	2379	1.65	2507	1.93
2519	2400	1889	0.85	1960	0.95	2030	1.05	2167	1.26	2299	1.50	2427	1.75	2552	2.03
2624	2500	1955	0.94	2024	1.05	2092	1.15	2224	1.37	2352	1.60	2477	1.86	2597	2.14
2729	2600	2023	1.04	2089	1.15	2154	1.26	2282	1.48	2406	1.72	2527	1.98	2645	2.27
2834	2700	2091	1.14	2154	1.26	2218	1.38	2341	1.61	2462	1.85	2579	2.11	2694	2.40
2939	2800	2159	1.25	2220	1.38	2281	1.50	2401	1.74	2518	1.98	2632	2.25	2744	2.54

CFM	OV	3 1/2" SP		4" SP		4 1/2" SP		5" SP		5 1/2" SP		6" SP		6 1/2" SP	
		RPM	BHP	RPM	BHP	RPM	BHP	RPM	BHP	RPM	BHP	RPM	BHP	RPM	BHP
1679	1600	2393	1.52	2531	1.77	2662	2.05	2789	2.35	2914	2.63	3036	2.87	3159	3.18
1784	1700	2421	1.61	2556	1.85	2685	2.11	2809	2.41	2929	2.72	3047	3.03	3163	3.31
1889	1800	2451	1.71	2584	1.95	2710	2.21	2832	2.48	2950	2.79	3064	3.12	3176	3.45
1994	1900	2483	1.81	2613	2.06	2738	2.32	2858	2.59	2973	2.88	3086	3.19	3195	3.54
2099	2000	2517	1.91	2645	2.18	2767	2.44	2885	2.71	2999	2.99	3109	3.30	3217	3.62
2204	2100	2553	2.01	2678	2.29	2798	2.57	2914	2.85	3027	3.13	3135	3.43	3241	3.74
2309	2200	2591	2.11	2713	2.41	2831	2.70	2945	2.99	3056	3.29	3163	3.58	3267	3.89
2414	2300	2631	2.22	2750	2.52	2866	2.83	2978	3.14	3087	3.44	3192	3.75	3295	4.06
2519	2400	2672	2.33	2789	2.64	2902	2.96	3012	3.48	3119	3.60	3223	3.92	3325	4.24
2624	2500	2715	2.45	2829	2.76	2904	3.09	3048	3.42	3153	3.76	3256	4.09	3356	4.42
2729	2600	2759	2.57	2871	2.89	2980	3.32	3086	3.57	3189	3.91	3290	4.26	3388	4.61
2834	2700	2805	2.70	2914	3.03	3021	3.37	3125	3.72	3226	4.07	3325	4.43	3422	4.79
2939	2800	2853	2.84	2959	3.17	3063	3.61	3165	3.87	3265	4.23	3362	4.61	3457	4.98

The **Bold/Underlined** numbers indicate the maximum efficiency of this fan.

Figures above the shaded section denote Class I, Max RPM = 3086. Figures in the shaded section denote Class II, Max. RPM = 4177.



Size 165 Single Width

CFM	OV	1/2" SP		3/4" SP		1" SP		1 1/2" SP		2" SP		2 1/2" SP		3" SP	
		RPM	BHP	RPM	BHP	RPM	BHP	RPM	BHP	RPM	BHP	RPM	BHP	RPM	BHP
939	600	804	0.13	951	0.20	1085	0.28								
1095	700	836	0.15	971	0.22	1097	0.30								
1252	800	875	0.17	998	0.25	1115	0.33	1333	0.53						
1408	900	918	0.19	1032	0.28	1141	0.36	1346	0.56	1535	0.79				
1565	1000	966	0.22	1071	0.31	1172	0.41	1366	0.60	1547	0.84				
1721	1100	1016	0.25	1114	0.34	1208	0.45	1390	0.65	1563	0.88				
1878	1200	1070	0.29	1160	0.38	1249	0.49	1420	0.71	1584	0.94				
2034	1300	1125	0.33	1209	0.43	1292	0.54	1454	0.78	1610	1.02				
2191	1400	1181	0.38	1261	0.48	1339	0.59	1492	0.84	1639	1.10	1712	1.37	1786	1.66
2347	1500	1239	0.43	1314	0.53	1388	0.65	1533	0.91	1673	1.18	1746	1.45	1818	1.72
2504	1600	1299	0.49	1369	0.59	1439	0.71	1576	0.98	1710	1.27	1840	1.56	1967	1.85
2661	1700	1359	0.56	1426	0.66	1492	0.78	1622	1.05	1750	1.36	1875	1.67	1996	1.97
2817	1800	1420	0.63	1483	0.74	1546	0.86	1671	1.14	1792	1.45	1912	1.77	2029	2.10
2974	1900	1481	0.72	1542	0.83	1602	0.95	1721	1.23	1837	1.54	1952	1.88	2064	2.23
3130	2000	1543	0.81	1601	0.92	1659	1.04	1772	1.32	1884	1.64	1994	1.99	2102	2.35
3287	2100	1606	0.91	1661	1.02	1716	1.15	1625	1.43	1932	1.75	2038	2.11	2142	2.48
3343	2200	1669	1.01	1722	1.13	1775	1.26	1879	1.55	1982	1.87	2084	2.23	2184	2.62
3600	2300	1758	1.19	1834	1.39	1885	1.53	1984	1.84	1988	2.16	2131	2.37	2228	2.76
3756	2400	1821	1.32	1894	1.52	1943	1.66	2038	1.97	2109	2.48	2180	2.51	2273	2.91
3913	2500	1885	1.46	1955	1.66	2001	1.81	2094	2.12	2155	2.44	2231	2.66	2321	3.06
4069	2600	1948	1.60	2016	1.81	2061	1.96	2150	2.28	2215	2.60	2282	2.83	2369	3.23
4226	2700	2012	1.76	2077	2.98	2121	2.13	2207	2.46	2271	2.78	2335	3.01	2419	3.41
4382	2800	2076	1.93	2139	2.15	2181	2.31	2265	2.64	2329	2.96	2389	3.19	2470	3.60

CFM	OV	3 1/2" SP		4" SP		4 1/2" SP		5" SP		5 1/2" SP		6" SP		6 1/2" SP	
		RPM	BHP	RPM	BHP	RPM	BHP	RPM	BHP	RPM	BHP	RPM	BHP	RPM	BHP
2504	1600	2091	2.15	2211	2.50	2328	2.89	2441	3.30	2551	3.69	2657	4.04		
2661	1700	2115	2.22	2231	2.61	2344	2.98	2455	3.39	2562	3.83	2667	4.25	2768	4.63
2817	1800	2143	2.42	2255	2.75	2365	3.10	2472	3.49	2576	3.92	2679	4.38	2778	4.84
2974	1900	2174	2.57	2285	2.91	2388	3.26	2492	3.63	2594	4.03	2694	4.48	2791	4.97
3130	2000	2208	2.72	2312	3.07	2415	3.43	2515	3.80	2614	4.19	2711	4.61	2807	5.08
3287	2100	2244	2.87	2345	3.24	2422	3.62	2541	3.99	2637	4.38	2732	4.78	2825	5.23
3443	2200	2282	3.01	2380	3.41	2476	3.81	2570	4.20	2664	4.59	2755	4.99	2846	5.42
3600	2300	2323	3.17	2417	3.58	2510	4.00	2602	4.41	2692	4.81	2781	5.22	2869	5.64
3756	2400	2366	3.32	2457	3.75	2546	4.19	2635	4.62	2723	5.04	2810	5.47	2896	5.89
3913	2500	2410	3.49	2498	3.93	2585	4.38	2671	4.83	2756	5.28	2841	5.72	2924	6.16
4069	2600	2455	3.66	2541	4.11	2625	4.57	2709	5.04	2792	5.51	2872	5.97	2955	6.43
4226	2700	2503	3.85	2585	4.30	2667	4.78	2749	5.26	2829	5.74	2909	6.23	2988	6.71
4382	2800	2551	4.04	2631	5.50	2711	4.98	2790	5.48	2868	5.98	2945	6.48	3022	6.98

The **Bold/Underlined** numbers indicate the maximum efficiency of this fan..

Figures above the shaded section denote Class I, Max RPM = 2570. Figures in the shaded section denote Class II, Max. RPM = 3352



Size 182 Single Width

CFM	OV	1/2" SP		3/4" SP		1" SP		1 1/2" SP		2" SP		2 1/2" SP		3" SP	
		RPM	BHP	RPM	BHP	RPM	BHP	RPM	BHP	RPM	BHP	RPM	BHP	RPM	BHP
1148	600	662	0.16	794	0.26										
1340	700	681	0.19	804	0.28										
1531	800	771	0.22	817	0.32	926	0.43								
1723	900	751	0.25	839	0.35	938	0.47	1125	0.74						
1914	1000	795	0.29	871	0.39	956	0.52	1134	0.79						
2106	1100	843	0.34	909	0.44	982	0.57	1145	0.84	1303	1.16				
2297	1200	891	0.40	952	0.51	1016	0.63	1161	0.91	1313	1.23				
2489	1300	941	0.47	999	0.58	1056	0.70	1183	0.99	1324	1.31				
2680	1400	991	0.54	1047	0.66	1099	0.78	1213	1.07	1340	1.40	1472	1.71		
2872	1500	1042	0.62	1096	0.74	1145	0.87	1248	1.16	1362	1.51	1485	1.85	1602	2.27
3063	1600	1093	0.70	1145	0.84	1193	0.98	1287	1.26	1390	1.61	1503	1.99	1620	2.39
3255	1700	1143	0.80	1196	0.95	1242	1.09	1330	1.38	1424	1.72	1526	2.13	1635	2.52
3446	1800	1195	0.91	1246	1.06	1291	1.21	1375	1.52	1461	1.85	1554	2.25	1655	2.67
3638	1900	1246	1.02	1297	1.18	1341	1.35	1422	1.66	1502	2.00	1587	2.39	1679	2.84
3829	2000	1297	1.15	1347	1.32	1391	1.49	1470	1.82	1545	2.16	1624	2.55	1708	2.99
4021	2100	1349	1.28	1398	1.46	1442	1.64	1519	1.99	1591	2.34	1664	2.72	1742	3.16
4212	2200	1426	1.53	1492	1.81	1532	1.99	1603	2.36	1655	2.65	1707	2.92	1779	3.34
4404	2300	1477	1.69	1543	1.98	1582	2.18	1652	2.56	1702	2.85	1751	3.14	1819	3.56
4595	2400	1529	1.87	1594	2.17	1633	2.38	1702	2.78	1749	3.08	1797	3.37	1861	3.79
4787	2500	1581	2.06	1645	2.37	1683	2.59	1752	3.01	1798	3.57	1845	3.62	1905	4.05
4978	2600	1633	2.26	1696	2.59	1734	2.81	1802	3.25	1848	3.57	1893	3.89	1951	4.32
5170	2700	1707	2.59	1785	3.05	1819	3.28	1883	3.73	1912	3.95	1941	4.17	1998	4.62
5361	2800	1795	2.83	1836	3.30	1870	3.54	1933	4.01	1962	4.24	1991	4.47	2046	4.93

CFM	OV	3 1/2" SP		4" SP		4 1/2" SP		5" SP		5 1/2" SP		6" SP		6 1/2" SP	
		RPM	BHP	RPM	BHP	RPM	BHP	RPM	BHP	RPM	BHP	RPM	BHP	RPM	BHP
3063	1600	1735	2.83	1843	3.30	1946	3.79								
3255	1700	1745	2.96	1853	3.43	1955	3.93	2052	4.45						
3446	1800	1759	3.11	1863	3.58	1964	4.08	2061	4.61	2153	5.16				
3638	1900	1776	3.28	1876	3.74	1974	4.24	2070	4.77	2162	5.33	2250	5.91		
3829	2000	1798	3.46	1892	3.93	1987	4.42	2080	4.95	2171	5.51	2259	6.09	2343	6.69
4021	2100	1825	3.64	1912	4.13	2002	4.63	2092	5.15	2182	5.71	2269	6.29	2353	6.90
4212	2200	1856	3.83	1936	4.35	2021	4.85	2107	5.37	2193	5.93	2279	6.51	2362	7.11
4404	2300	1890	4.03	1965	4.55	2044	5.09	2125	5.62	2208	6.17	2291	6.75	2373	7.35
4595	2400	1928	4.25	1998	4.77	2071	5.33	2147	5.88	2225	6.43	2305	7.01	2385	7.61
4787	2500	1968	4.50	2033	5.00	2102	5.56	2173	6.15	2247	6.72	2322	7.30	2399	7.90
4978	2600	2010	4.78	2072	5.27	2136	5.81	2202	6.40	2272	7.02	2343	7.61	2416	8.21
5170	2700	2054	5.07	2112	5.56	2172	6.09	2235	6.67	2300	7.30	2367	7.94	2436	8.54
5361	2800	2100	5.39	2155	5.88	2212	6.40	2271	6.97	2332	7.59	2395	8.24	2460	8.91

The **Bold/Underlined** numbers indicate maximum efficiency curve for this fan.
 Figures above the shaded sections denote Class I, Max RPM = 2140. Figures in the shaded sections denote Class II, Max. RPM = 2792



Size 200 Single Width

CFM	OV	1/2" SP		3/4" SP		1" SP		1 1/2" SP		2" SP		2 1/2" SP		3" SP	
		RPM	BHP	RPM	BHP	RPM	BHP	RPM	BHP	RPM	BHP	RPM	BHP	RPM	BHP
1379	600	664	0.19	784	0.29	895	0.41								
1609	700	690	0.22	801	0.32	905	0.44								
1839	800	722	0.25	823	0.36	920	0.48	1100	0.78						
2069	900	758	0.28	851	0.41	941	0.53	1111	0.82	1267	1.16				
2299	1000	797	0.32	883	0.46	967	0.60	1127	0.88	1276	1.24				
2529	1100	839	0.37	919	0.51	997	0.66	1147	0.96	1289	1.30				
2759	1200	882	0.42	957	0.56	1030	0.72	1171	1.05	1307	1.38				
2989	1300	928	0.48	998	0.63	1066	0.79	1200	1.14	1328	1.49				
3219	1400	975	0.55	1040	0.70	1105	0.87	1231	1.24	1352	1.62	1463	2.00	1573	2.17
3449	1500	1022	0.63	1084	0.78	1145	0.95	1264	1.33	1380	1.74	1490	2.12	1600	2.29
3679	1600	1071	0.72	1130	0.87	1187	1.04	1300	1.44	1411	1.86	1518	2.29	1623	2.72
3909	1700	1121	0.82	1176	0.98	1231	1.15	1338	1.55	1444	1.99	1547	2.45	1647	2.90
4139	1800	1171	0.93	1224	1.09	1276	1.27	1378	1.67	1479	2.12	1577	2.60	1674	3.09
4369	1900	1222	1.05	1272	1.22	1322	1.39	1419	1.80	1516	2.26	1610	2.76	1703	3.27
4599	2000	1273	1.19	1321	1.35	1368	1.53	1462	1.94	1554	2.41	1645	2.93	1734	3.46
4829	2100	1325	1.33	1371	1.50	1416	1.69	1506	2.10	1594	2.58	1681	3.10	1767	3.65
5059	2200	1377	1.49	1421	1.67	1464	1.85	1550	2.28	1635	2.75	1719	3.28	1802	3.85
5289	2300	1430	1.66	1472	1.84	1513	2.04	1596	2.46	1678	2.94	1758	3.48	1838	4.05
5519	2400	1482	1.84	1583	2.03	1563	2.83	1642	2.66	1721	3.15	1799	3.69	1876	4.27
5749	2500	1535	2.04	1574	2.24	1613	2.44	1689	2.88	1765	3.37	1840	3.91	1914	4.50
5979	2600	1588	2.26	1626	2.46	1663	2.67	1737	3.11	1810	3.61	1883	4.16	1955	4.75
6209	2700	1642	2.48	1678	2.69	1714	2.91	1785	3.36	1856	3.86	1926	4.42	1996	5.01
6439	2800	1695	2.73	1730	2.95	1765	3.17	1834	3.36	1903	4.14	1917	4.69	2038	5.29

CFM	OV	3 1/2" SP		4" SP		4 1/2" SP		5" SP		5 1/2" SP		6" SP		6 1/2" SP	
		RPM	BHP	RPM	BHP	RPM	BHP	RPM	BHP	RPM	BHP	RPM	BHP	RPM	BHP
3679	1600	1725	3.17	1824	3.67	1920	4.24	2014	4.85	2104	5.42	2192	5.93	2284	6.80
3909	1700	1745	3.35	1841	3.83	1934	4.37	2025	4.98	2114	5.63	2200	6.25	2284	6.80
4139	1800	1768	3.56	1860	4.04	1951	4.56	2039	5.13	2126	5.76	2210	6.44	2292	7.11
4369	1900	1794	3.77	1883	4.27	1970	4.78	2056	5.33	2140	5.93	2222	6.59	2303	7.30
4599	2000	1821	3.99	1907	4.52	1992	5.04	2075	5.58	2157	6.15	2237	6.78	2315	7.46
4829	2100	1851	4.21	1934	4.77	2016	5.31	2097	5.86	2176	6.43	2254	7.03	2330	7.68
5059	2200	1883	4.43	1963	5.01	2042	5.59	2120	6.17	2197	6.74	2273	7.33	2348	7.96
5289	2300	1916	4.65	1994	5.26	2071	5.87	2146	6.48	2221	7.07	2295	7.67	2367	8.29
5519	2400	1952	4.88	2027	5.52	2101	6.15	2174	6.79	2247	7.41	2318	8.03	2389	8.66
5749	2500	1988	5.13	2061	5.77	2133	6.43	2204	7.10	2274	7.75	2343	8.40	2412	9.05
5979	2600	2026	5.38	2096	6.04	2166	6.72	2235	7.41	2303	8.09	2371	8.78	2438	9.45
6209	2700	2065	5.65	2133	6.32	2201	7.02	2268	7.72	2334	8.44	2400	9.15	2465	9.85
6439	2800	2105	5.94	2171	6.62	2236	7.32	2302	8.05	2366	8.78	2430	9.52	2493	10.20

The **Bold/Underlined** numbers indicate the maximum efficiency for this fan.

Figures above the shaded sections denote Class I, Max RPM = 2120. Figures in the shaded sections denote Class II, Max. RPM = 2766



Size 222 Single Width

CFM	OV	1/2" SP		3/4" SP		1" SP		1 1/2" SP		2" SP		2 1/2" SP		3" SP	
		RPM	BHP	RPM	BHP	RPM	BHP	RPM	BHP	RPM	BHP	RPM	BHP	RPM	BHP
1707	600	543	0.24	652	0.39										
1992	700	558	0.28	659	0.42										
2277	800	584	0.32	670	0.47	760	0.64								
2561	900	616	0.37	688	0.53	769	0.70	922	1.10						
2846	1000	652	0.44	714	0.59	784	0.77	930	1.17						
3131	1100	691	0.51	746	0.66	806	0.85	939	1.25	1069	1.73				
3451	1200	731	0.60	781	0.75	834	0.93	952	1.36	1077	1.83				
3700	1300	772	0.69	819	0.86	866	1.03	971	1.48	1086	1.95				
3985	1400	813	0.80	858	0.98	902	1.16	995	1.59	1099	2.09				
4269	1500	855	0.92	899	1.11	939	1.30	1023	1.72	1117	2.24				
4554	1600	896	1.05	939	1.25	979	1.45	1056	1.87	1140	2.40	1233	2.96	1329	3.55
4838	1700	938	1.19	981	1.41	1019	1.62	1091	2.05	1168	2.56	1252	3.16	1341	3.75
5123	1800	980	1.35	1022	1.58	1059	1.80	1128	2.25	1198	2.75	1275	3.35	1357	3.98
5408	1900	1022	1.52	1063	1.76	1100	2.00	1166	2.47	1232	2.97	1302	3.55	1377	4.22
5692	2000	1064	1.70	1105	1.96	1141	2.21	1206	2.71	1268	3.21	1332	3.78	1401	4.44
5977	2100	1106	1.91	1147	2.17	1183	2.44	1246	2.96	1305	3.48	1365	4.05	1429	4.69
6262	2200	1149	2.13	1189	2.41	1224	2.69	1286	3.23	1343	3.78	1400	4.34	1459	4.97
6546	2300	1191	2.37	1231	2.66	1266	2.95	1327	3.52	1382	4.09	1437	4.66	1492	5.29
6831	2400	1234	2.62	1273	2.93	1308	3.23	1368	3.83	1422	4.42	1474	5.01	1527	5.64
7116	2500	1277	2.90	1315	3.21	1349	3.53	1409	4.16	1463	4.77	1513	5.39	1563	6.02
7400	2600	1320	3.20	1357	3.52	1391	3.85	1415	4.50	1503	5.15	1552	5.78	1600	6.42
7685	2700	1363	3.52	1400	3.85	1433	4.19	1492	4.87	1544	5.54	1592	6.20	1639	6.86
7970	2800	1407	3.86	1443	4.20	1475	4.55	1534	5.26	1585	5.95	1633	6.64	1678	7.32

CFM	OV	3 1/2" SP		4" SP		4 1/2" SP		5" SP		5 1/2" SP		6" SP		6 1/2" SP	
		RPM	BHP	RPM	BHP	RPM	BHP	RPM	BHP	RPM	BHP	RPM	BHP	RPM	BHP
4554	1600	1423	4.20	1512	4.90	1596	5.64								
4838	1700	1432	4.40	1519	5.10	1603	5.84	1683	6.62						
5123	1800	1443	4.62	1528	5.31	1611	6.06	1690	6.85	1766	7.67				
5408	1900	1457	4.87	1538	5.56	1619	6.30	1698	7.09	1773	7.92	1845	8.78		
5692	2000	1475	5.14	1552	5.84	1629	6.57	1706	7.36	1781	8.18	1853	9.05	1922	9.95
5977	2100	1497	5.42	1568	6.14	1642	6.88	1716	7.66	1789	8.48	1961	9.35	1930	10.20
6262	2200	1522	5.69	1588	6.47	1657	7.21	1728	7.99	1799	8.81	1869	9.67	1938	10.50
6546	2300	1550	5.99	1612	6.76	1676	7.57	1743	8.35	1811	9.17	1879	10.00	1946	10.90
6831	2400	1581	6.32	1638	7.08	1698	7.92	1761	8.74	1825	9.56	1891	10.40	1956	11.30
7116	2500	1614	6.69	1668	7.44	1724	8.26	1782	9.14	1843	9.99	1905	10.80	1967	11.70
7400	2600	1649	7.10	1699	7.83	1752	8.64	1806	9.52	1863	10.40	1922	11.30	1982	12.20
7685	2700	1685	7.54	1733	8.27	1782	9.06	1833	9.92	1887	10.80	1842	11.80	1998	12.70
7970	2800	1722	8.02	1768	8.74	1814	9.52	1862	10.30	1913	11.20	1964	12.20	2018	13.20

The **Bold/Underlined** numbers indicate maximum efficiency curve for this fan.
 Figures above the shaded sections line denote Class I, Max RPM = 1755. Figures in the shaded sections denote Class II, Max. RPM = 2288



Size 245 Single Width

CFM	OV	1/2" SP		3/4" SP		1" SP		1 1/2" SP		2" SP		2 1/2" SP		3" SP	
		RPM	BHP	RPM	BHP	RPM	BHP	RPM	BHP	RPM	BHP	RPM	BHP	RPM	BHP
2070	600	542	0.28	640	0.43	730	0.61								
2415	700	563	0.33	654	0.48	738	0.67								
2760	800	589	0.37	672	0.54	751	0.72	898	1.17						
3106	900	618	0.42	695	0.61	768	0.80	907	1.24	1034	1.74				
3451	1000	650	0.48	721	0.68	789	0.89	920	1.32	1041	1.86				
3796	1100	684	0.55	750	0.76	814	0.99	936	1.44	1052	1.94				
4141	1200	720	0.63	781	0.84	841	1.08	956	1.58	1067	2.07				
4486	1300	757	0.72	814	0.94	870	1.19	979	1.72	1084	2.24	1174	2.72	1263	3.35
4831	1400	795	0.83	849	1.05	902	1.30	1005	1.86	1104	2.42	1197	2.96	1287	3.54
5176	1500	835	0.95	885	1.17	935	1.43	1032	2.00	1127	2.61	1217	3.20	1306	3.81
5521	1600	874	1.08	922	1.31	969	1.57	1061	2.16	1152	2.80	1239	3.44	1325	4.08
5866	1700	915	1.23	960	1.46	1005	1.72	1093	2.32	1178	2.99	1262	3.68	1344	4.35
6212	1800	956	1.40	999	1.64	1041	1.90	1125	2.50	1207	3.19	1287	3.91	1366	4.63
6557	1900	997	1.58	1038	1.82	1079	2.09	1159	2.70	1237	3.40	1314	4.15	1390	4.91
6902	2000	1039	1.78	1078	2.00	1117	2.30	1193	2.92	1269	3.62	1342	4.39	1415	5.19
7247	2100	1052	2.00	1119	2.26	1156	2.53	1229	3.16	1301	3.87	1372	4.65	1442	5.48
7592	2200	1124	2.23	1160	2.50	1195	2.78	1265	3.41	1335	4.13	1403	4.93	1471	5.77
7937	2300	1167	2.49	1201	2.77	1235	3.05	1303	3.69	1369	4.42	1435	5.22	1500	6.08
8282	2400	1210	2.77	1243	3.05	1276	3.35	1341	4.00	1405	4.73	1468	5.54	1531	6.41
8627	2500	1253	3.07	1285	3.36	1316	3.66	1379	4.32	1441	5.06	1502	5.87	1563	6.76
8972	2600	1297	3.39	1327	3.69	1358	4.00	1418	4.67	1478	5.42	1537	6.24	1595	7.13
9318	2700	1340	3.70	1370	4.04	1397	4.36	1457	5.05	1515	5.80	1572	6.63	1629	7.52
9663	2800	1384	4.09	1412	4.42	1441	4.75	1497	5.45	1553	6.21	1608	7.04	1663	7.94

CFM	OV	3 1/2" SP		4" SP		4 1/2" SP		5" SP		5 1/2" SP		6" SP		6 1/2" SP	
		RPM	BHP	RPM	BHP	RPM	BHP	RPM	BHP	RPM	BHP	RPM	BHP	RPM	BHP
5521	1600	1408	4.75	1489	5.51	1567	6.37	1644	7.28	1718	8.14	1789	8.90		
5866	1700	1424	5.03	1503	5.75	1579	6.56	1653	7.47	1725	8.44	1796	9.38	1864	10.20
6212	1800	1443	5.34	1519	6.06	1592	6.84	1665	7.69	1735	8.65	1804	9.66	1871	10.60
6557	1900	1464	5.66	1537	6.41	1608	7.18	1678	8.00	1747	8.90	1814	9.89	1880	10.90
6902	2000	1487	5.99	1557	6.78	1626	7.57	1694	8.37	1760	9.23	1826	10.10	1890	11.20
7247	2100	1511	6.32	1579	7.15	1646	7.95	1711	8.08	1776	9.65	1840	10.50	1902	11.50
7592	2200	1537	6.65	1603	7.52	1667	8.39	1731	9.25	1794	10.10	1856	11.00	1916	11.90
7937	2300	1564	6.98	1628	7.90	1690	8.81	1752	9.72	1813	10.60	1873	11.50	1932	12.40
8282	2400	1593	7.33	1654	8.28	1715	9.23	1775	10.10	1834	11.10	1892	12.00	1950	13.00
8627	2500	1623	7.69	1682	8.67	1741	9.66	1799	10.60	1856	11.60	1913	12.60	1969	13.50
8972	2600	1654	8.08	1711	9.07	1768	10.00	1824	11.10	1880	12.10	1935	13.10	1990	14.10
9318	2700	1685	8.48	1741	9.49	1796	10.50	1851	11.50	1905	12.60	1959	13.70	2012	14.70
9663	2800	1718	8.91	1772	9.93	1826	10.90	1879	12.00	1931	13.10	1984	14.20	2035	15.30

The **Bold/Underlined** numbers indicate maximum efficiency curve for this fan.

Figures above the shaded sections denote Class I, Max RPM = 1731. Figures in the shaded sections denote Class II, Max. RPM = 2257



Size 270 Single Width

CFM	OV	1/2" SP		3/4" SP		1" SP		1 1/2" SP		2" SP		2 1/2" SP		3" SP	
		RPM	BHP	RPM	BHP	RPM	BHP	RPM	BHP	RPM	BHP	RPM	BHP	RPM	BHP
2514	600	445	0.34												
2934	700	460	0.39	541	0.59										
3353	800	482	0.45	550	0.65	625	0.90								
3772	900	507	0.52	568	0.73	631	0.97								
4191	1000	535	0.60	590	0.82	645	1.06	765	1.65						
4610	1100	563	0.69	615	0.93	665	1.17	770	1.75	885	2.47				
5029	1200	592	0.79	642	1.04	689	1.31	783	1.88	884	2.58				
5448	1300	622	0.91	670	1.17	714	1.45	801	2.03	891	2.72				
5868	1400	652	1.04	698	1.31	741	1.60	822	2.22	904	2.89				
6287	1500	683	1.18	727	1.47	769	1.77	846	2.24	921	3.09				
6706	1600	715	1.34	757	1.64	797	1.96	871	2.63	942	3.33	1014	4.10	1090	4.97
7125	1700	747	1.51	788	1.83	826	2.16	897	2.86	965	3.59	1032	4.35	1101	5.21
7544	1800	779	1.70	818	2.04	856	2.38	925	3.10	990	3.87	1053	4.65	1117	5.50
7963	1900	811	1.91	850	2.26	886	2.62	953	3.36	1015	4.16	1076	4.98	1136	5.81
8382	2000	844	2.14	881	2.51	916	2.88	981	3.65	1042	4.46	1100	5.32	1158	6.19
8802	2100	877	2.38	913	2.77	947	3.16	1011	3.95	1070	4.79	1126	5.68	1181	6.58
9221	2200	910	2.64	945	3.05	978	3.46	1040	4.28	1098	5.14	1152	6.05	1205	7.00
9640	2300	944	2.93	977	3.35	1010	3.78	1070	4.63	1126	5.52	1179	6.45	1231	7.42
10059	2400	977	3.24	1010	3.68	1041	4.12	1100	5.01	1155	5.92	1207	6.87	1257	7.87
10478	2500	1011	3.57	1043	4.02	1073	4.48	1131	5.40	1185	6.34	1235	7.31	1284	8.33
10897	2600	1045	3.92	1076	4.39	1106	4.87	1162	5.83	1214	6.79	1264	7.79	1312	8.83
11317	2700	1079	4.30	1109	4.79	1138	5.28	1193	6.27	1244	7.27	1293	8.29	1340	9.35
11736	2800	1114	4.70	1143	5.21	1171	5.72	1224	6.74	1275	7.78	1322	8.83	1368	9.91

CFM	OV	3 1/2" SP		4" SP		4 1/2" SP		5" SP		5 1/2" SP		6" SP		6 1/2" SP	
		RPM	BHP	RPM	BHP	RPM	BHP	RPM	BHP	RPM	BHP	RPM	BHP	RPM	BHP
6706	1600	1169	5.94	1252	7.00										
7125	1700	1174	6.17	1250	7.21	1328	8.35								
7544	1800	1184	6.44	1253	7.46	1326	8.58	1400	9.78						
7963	1900	1198	6.78	1262	7.76	1328	8.86	1397	10.05	1468	11.30				
8382	2000	1216	7.10	1275	8.11	1336	9.19	1400	10.35	1465	11.60	1532	12.90	1600	14.20
8801	2100	1236	7.48	1291	8.49	1348	9.56	1407	10.71	1468	11.90	1531	13.20	1594	14.60
9221	2200	1258	7.94	1310	8.91	1364	9.98	1419	11.12	1475	12.30	1534	13.60	1593	14.90
9640	2300	1281	8.41	1331	9.39	1382	10.40	1434	11.50	1487	12.70	1541	14.00	1597	15.30
10059	2400	1306	8.89	1354	9.92	1402	10.90	1451	12.00	1501	13.20	1552	14.50	1604	15.80
10478	2500	1331	9.39	1378	10.40	1424	11.50	1471	12.60	1518	13.80	1566	15.00	1615	16.30
10897	2600	1358	9.91	1403	11.00	1448	12.10	1492	13.20	1537	14.30	1583	15.60	1629	16.90
11317	2700	1385	10.40	1429	11.50	1472	12.70	1515	13.90	1558	15.00	1602	16.20	1646	17.50
11736	2800	1412	11.00	1455	12.10	1497	13.30	1539	14.50	1581	15.70	1622	16.90	1664	18.20

The **Bold/Underlined** numbers indicate maximum efficiency curve for this fan.

Figures above the shaded sections denote Class I, Max RPM = 1419. Figures in the shaded sections denote Class II, Max. RPM = 1851



Size 300 Single Width

CFM	OV	1/2" SP		3/4" SP		1" SP		1 1/2" SP		2" SP		2 1/2" SP		3" SP	
		RPM	BHP	RPM	BHP	RPM	BHP	RPM	BHP	RPM	BHP	RPM	BHP	RPM	BHP
3104	600	425	0.42												
3622	700	438	0.47	515	0.72										
4139	800	455	0.54	526	0.80	592	1.09								
4657	900	475	0.61	540	0.89	602	1.19								
5174	1000	497	0.70	557	0.99	615	1.30	725	2.00						
5692	1100	521	0.80	576	1.10	631	1.42	735	2.14						
6209	1200	546	0.92	598	1.23	649	1.56	747	2.30	840	3.13				
6727	1300	572	1.04	621	1.37	669	1.71	761	2.48	850	3.33				
7244	1400	599	1.17	645	1.53	690	1.89	778	2.67	862	3.54				
7762	1500	627	1.32	671	1.70	713	2.08	796	2.88	877	3.77				
8279	1600	656	1.49	697	1.88	737	2.28	816	3.11	893	4.03	967	5.02	1040	6.08
8796	1700	685	1.67	724	2.08	762	2.50	837	3.37	911	4.30	982	5.31	1052	6.39
9314	1800	715	1.87	752	2.30	788	2.74	860	3.64	930	4.60	998	5.62	1065	6.72
9831	1900	745	2.08	780	2.53	815	2.99	883	3.94	950	4.92	1016	5.97	1080	7.08
10349	2000	775	2.32	809	2.78	842	3.26	907	4.25	972	5.26	1035	6.33	1097	7.47
10866	2100	806	2.58	838	3.05	870	3.55	933	4.58	994	5.63	1055	3.72	1115	7.89
11384	2200	837	2.85	868	3.35	898	3.86	958	4.93	1018	6.02	1076	7.14	1134	8.32
11901	2300	868	3.16	898	3.66	927	4.19	985	5.30	1042	6.44	1098	7.59	1154	8.79
12419	2400	900	3.48	928	4.00	956	4.55	1012	5.70	1067	6.87	1121	8.06	1175	9.29
12936	2500	931	3.83	958	4.36	985	4.93	1039	6.11	1092	7.33	1145	8.56	1196	9.81
13454	2600	963	4.21	989	4.75	1015	5.33	1067	6.55	1118	7.81	1169	9.08	1219	10.30
13971	2700	995	4.61	1020	5.17	1045	5.76	1095	7.01	1145	8.31	1194	9.63	1242	10.90
14489	2800	1027	5.04	1051	5.62	1076	6.22	1124	7.50	1172	8.84	1219	10.20	1266	11.50

CFM	OV	3 1/2" SP		4" SP		4 1/2" SP		5" SP		5 1/2" SP		6" SP		6 1/2" SP	
		RPM	BHP	RPM	BHP	RPM	BHP	RPM	BHP	RPM	BHP	RPM	BHP	RPM	BHP
8279	1600	1110	7.19												
8796	1700	1119	7.53	1185	8.72										
9314	1800	1130	7.89	1194	9.10	1256	10.30								
9831	1900	1143	8.26	1205	8.50	1265	10.80	1324	12.10						
10349	2000	1157	8.67	1217	9.93	1276	11.20	1333	12.60	1389	14.00	1444	15.40		
10866	2100	1173	9.10	1231	10.30	1287	11.70	1343	13.10	1398	14.50	1451	16.00	1504	17.50
11384	2200	1190	9.56	1246	10.80	1301	12.20	1355	13.60	1408	15.00	1460	16.50	1511	18.10
11901	2300	1208	10.00	1262	11.30	1315	12.70	1368	14.10	1419	15.60	1470	17.10	1520	18.70
12419	2400	1227	10.50	1280	11.90	1331	13.20	1382	14.70	1432	16.20	1482	17.70	1531	19.30
12936	2500	1248	11.10	1298	12.40	1348	13.80	1398	15.30	1446	16.80	1494	18.40	1542	20.00
13454	2600	1269	11.70	1318	13.00	1366	14.50	1414	15.90	1462	17.50	1508	19.10	1555	20.70
13971	2700	1290	12.30	1338	13.70	1385	15.10	1432	16.60	1478	18.20	1523	19.80	1569	21.40
14489	2800	1313	12.90	1359	14.30	1405	15.80	1450	17.40	1495	18.90	1539	20.50	1583	22.20

The **Bold/Underlined** numbers indicate maximum efficiency curve for this fan.

Figures above the shaded sections denote Class I, Max RPM = 1355. Figures in the shaded sections denote Class II, Max. RPM = 1767



Size 330 Single Width

CFM	OV	1/2" SP		3/4" SP		1" SP		1 1/2" SP		2" SP		2 1/2" SP		3" SP	
		RPM	BHP	RPM	BHP	RPM	BHP	RPM	BHP	RPM	BHP	RPM	BHP	RPM	BHP
3756	600	364	0.51												
4382	700	377	0.58	443	0.89										
5009	800	395	0.67	450	0.97	511	1.35								
5635	900	415	0.78	465	1.09	516	1.45								
6261	1000	437	0.89	483	1.23	528	1.59	626	2.47						
6887	1100	460	1.03	503	1.39	544	1.75	630	2.62	724	3.69				
7513	1200	484	1.18	525	1.56	563	1.95	640	2.81	723	3.86				
8139	1300	509	1.36	548	1.75	584	2.17	655	3.04	729	4.07				
8765	1400	534	1.55	571	1.96	606	2.39	672	3.31	739	4.32				
9392	1500	559	1.77	595	2.20	629	2.64	692	3.61	754	4.62				
10018	1600	585	2.00	620	2.45	652	2.92	713	3.93	771	4.97	830	6.12	891	7.42
10644	1700	611	2.26	644	2.74	676	3.23	734	4.27	789	5.37	844	6.50	901	7.79
11270	1800	637	2.54	670	3.05	700	3.56	757	4.63	810	5.78	862	6.95	914	8.21
11896	1900	664	2.85	695	3.38	725	3.92	780	5.02	831	6.21	880	7.44	930	8.68
12522	2000	690	3.19	721	3.74	750	4.30	803	5.45	853	6.67	900	7.95	947	9.24
13148	2100	718	3.55	747	4.13	775	4.72	827	5.90	875	7.16	921	8.48	966	9.84
13775	2200	745	3.95	773	4.55	800	5.16	851	6.40	898	7.68	943	9.04	986	10.40
14401	2300	772	4.38	800	5.01	826	5.64	875	6.92	921	8.24	965	9.63	1007	11.
15027	2400	800	4.84	826	5.49	852	6.15	900	7.48	945	8.84	988	10.2	1029	11.7
15653	2500	827	5.33	853	6.01	878	6.69	925	8.07	949	9.47	1011	10.9	1051	12.4
16279	2600	855	5.86	880	6.56	905	7.27	950	8.70	993	10.1	1034	11.6	1073	13.1
16905	2700	883	6.42	908	7.15	931	7.89	976	9.37	1018	10.8	1058	12.3	1096	13.9
17531	2800	911	7.03	935	7.78	958	8.54	1002	10.0	1043	11.6	1082	13.1	1119	14.8

CFM	OV	3 1/2" SP		4" SP		4 1/2" SP		5" SP		5 1/2" SP		6" SP		6 1/2" SP	
		RPM	BHP	RPM	BHP	RPM	BHP	RPM	BHP	RPM	BHP	RPM	BHP	RPM	BHP
10018	1600	957	8.87	1024	10.40										
10644	1700	960	9.21	1022	10.70	1086	12.40								
11270	1800	969	9.62	1025	11.20	1084	12.80	1145	14.60						
11896	1900	980	10.00	1033	11.60	1087	13.20	1143	15.00	1201	16.80				
12522	2000	995	10.60	1043	12.10	1093	13.70	1145	15.40	1199	17.30	1254	19.20	1309	21.30
13148	2100	1011	11.10	1057	12.60	1103	14.20	1151	15.90	1201	17.80	1252	19.70	1304	21.80
13775	2200	1029	11.80	1072	13.30	1116	14.90	1161	16.60	1207	18.40	1255	20.30	1304	22.30
14401	2300	1048	12.50	1089	14.00	1131	15.50	1173	17.20	1216	19.00	1261	20.90	1306	22.90
15027	2400	1068	13.20	1108	14.80	1147	16.30	1187	18.00	1228	19.80	1270	21.60	1312	23.60
15653	2500	1089	14.00	1127	15.60	1165	17.20	1203	18.80	1242	20.60	1281	22.40	1321	24.40
16279	2600	1111	14.80	1148	16.40	1184	18.10	1221	19.70	1258	21.40	1295	23.30	1333	25.20
16905	2700	1133	15.60	1169	17.30	1204	19.00	1240	20.70	1275	22.40	1310	24.20	1346	26.20
17531	2800	1155	16.40	1191	18.20	1225	19.90	1259	21.70	1293	23.50	1327	25.30	1362	27.20

The **Bold/Underlined** numbers indicate maximum efficiency curve for this fan.

Figures above the shaded section denote Class I, Max RPM = 1161. Figures in the shaded section denote Class II, Max. RPM = 1514



Size 365 Single Width

CFM	OV	1/2" SP		3/4" SP		1" SP		1 1/2" SP		2" SP		2 1/2" SP		3" SP	
		RPM	BHP	RPM	BHP	RPM	BHP	RPM	BHP	RPM	BHP	RPM	BHP	RPM	BHP
4595	600	349	0.62												
5361	700	360	0.70	423	1.07										
6127	800	374	0.8	432	1.18	487	1.61								
6893	900	390	0.91	444	1.31	495	1.76								
7659	1000	408	1.04	458	1.46	506	1.92	596	2.96						
8425	1100	428	1.19	474	1.63	518	2.10	604	3.17						
9191	1200	449	1.36	491	1.82	533	2.31	614	3.41	691	4.64				
9957	1300	470	1.54	510	2.03	550	2.54	626	3.67	699	4.93				
10723	1400	496	1.74	530	2.26	567	2.79	639	3.95	709	5.24				
11489	1500	516	1.96	551	2.51	586	3.07	654	4.27	721	5.59				
12255	1600	539	2.20	573	2.78	606	3.38	671	4.61	734	5.96	795	7.42	855	8.99
13021	1700	563	2.47	595	3.08	626	3.70	688	4.98	748	6.37	807	7.86	864	9.46
13787	1800	588	2.76	618	3.40	648	4.05	707	5.39	764	6.81	820	8.32	875	9.95
14553	1900	612	3.08	641	3.74	670	4.43	726	5.83	781	7.28	835	8.84	888	10.40
15319	2000	637	3.43	665	4.11	692	4.83	746	6.29	799	7.79	850	9.38	901	11.00
16085	2100	663	3.81	689	4.52	715	5.26	766	6.78	817	8.33	867	9.95	916	11.60
16851	2200	688	4.23	713	4.95	738	5.72	788	7.30	836	8.91	884	10.50	932	12.30
17617	2300	714	4.67	738	5.42	762	6.21	809	7.85	856	9.53	902	11.20	948	13.00
18383	2400	739	5.15	763	5.92	786	6.73	831	8.43	877	10.10	921	11.90	965	13.70
19149	2500	765	5.67	788	6.46	810	7.29	854	9.05	898	10.80	941	12.60	983	14.50
19915	2600	791	6.23	813	7.04	834	7.89	877	9.70	919	11.50	961	13.40	1002	15.30
20681	2700	818	6.82	838	7.66	859	8.53	900	10.30	941	12.30	981	14.20	1021	16.20
21447	2800	844	7.46	864	8.31	884	9.21	924	11.10	963	13.00	1002	15.10	1041	17.10

CFM	OV	3 1/2" SP		4" SP		4 1/2" SP		5" SP		5 1/2" SP		6" SP		6 1/2" SP	
		RPM	BHP	RPM	BHP	RPM	BHP	RPM	BHP	RPM	BHP	RPM	BHP	RPM	BHP
12255	1600	912	10.60												
13021	1700	920	11.10	974	12.90										
13787	1800	929	11.60	982	13.40	1033	15.30								
14553	1900	940	12.20	990	14.00	1042	15.9	1088	17.90						
15319	2000	951	12.80	1000	14.70	1048	16.60	1095	18.60	1142	20.70	1187	22.80		
16085	2100	964	13.40	1012	15.30	1058	17.30	1104	19.30	1149	21.50	1193	23.60	1236	25.90
16851	2200	978	14.10	1024	16.00	1069	18.00	1113	20.10	1157	22.30	1200	24.50	1242	26.70
17617	2300	993	14.80	1037	16.80	1081	18.80	1124	20.90	1167	23.10	1208	25.40	1250	27.70
18383	2400	1009	15.60	1052	17.60	1094	19.60	1136	21.80	1177	24.00	1218	26.30	1258	28.60
19149	2500	1025	16.40	1067	18.40	1108	20.50	1149	22.70	1189	24.90	1228	27.20	1267	29.60
19915	2600	1073	17.30	1083	19.30	1123	21.50	1162	23.60	1201	25.90	1240	28.20	1278	30.60
20681	2700	1061	18.20	1100	20.30	1138	22.40	1177	24.70	1215	26.90	1252	29.30	1289	31.70
21447	2800	1079	19.10	1117	21.30	1155	23.40	1192	25.70	1229	28.00	1265	30.40	1301	32.90

The **Bold/Underlined** numbers indicate maximum efficiency curve for this fan.

Figures above the shaded sections denote Class I, Max RPM = 1113. Figures in the shaded sections denote Class II, Max. RPM = 1451



Size 402 Single Width

CFM	OV	1/2" SP		3/4" SP		1" SP		1 1/2" SP		2" SP		2 1/2" SP		3" SP	
		RPM	BHP	RPM	BHP	RPM	BHP	RPM	BHP	RPM	BHP	RPM	BHP	RPM	BHP
5588	600	298	0.76												
6520	700	309	0.86	363	1.32										
7451	800	323	1.00	369	1.45	419	2.00								
8383	900	340	1.16	381	1.61	423	2.16								
9314	1000	358	1.33	396	1.83	433	2.36	513	3.68						
10246	1100	377	1.53	412	2.06	446	2.61	516	3.90	594	5.49				
11177	1200	697	1.76	430	2.32	462	2.91	525	4.18	593	5.74				
12109	1300	417	2.02	449	2.60	479	3.22	537	4.52	597	6.05				
13040	1400	437	2.31	468	2.91	497	3.56	551	4.93	606	6.43				
13972	1500	458	2.63	488	3.27	515	3.93	567	5.38	618	6.87				
14903	1600	479	2.97	508	3.65	535	4.35	584	5.85	632	7.40	680	9.10	731	11.00
15835	1700	501	3.36	528	4.07	554	4.80	602	6.35	647	7.99	692	9.60	739	11.50
16766	1800	522	3.78	549	4.53	574	5.29	620	6.89	664	8.60	706	10.30	749	12.20
17698	1900	544	4.24	570	5.03	594	5.82	639	7.47	681	9.24	722	11.00	762	12.90
18629	2000	566	4.75	591	5.57	614	6.40	658	8.10	699	9.92	738	11.80	776	13.70
19561	2100	588	5.29	612	6.15	635	7.02	678	8.78	717	10.60	755	12.60	792	14.60
20492	2200	610	5.88	634	6.78	656	7.68	698	9.51	736	11.40	773	13.40	808	15.50
21424	2300	633	6.51	656	7.45	677	8.39	718	10.30	755	12.20	791	14.30	826	16.40
22355	2400	656	7.19	677	8.17	698	9.15	738	11.10	775	13.10	810	15.20	843	17.40
23287	2500	678	7.93	700	8.94	720	9.96	758	12.00	794	14.10	829	16.20	861	18.50
24218	2600	701	8.71	722	9.76	742	10.8	779	12.90	814	15.10	848	17.30	880	19.60
25149	2700	724	9.55	744	10.60	763	11.70	800	13.90	835	16.10	967	18.40	899	20.70
26081	2800	747	10.40	766	11.50	785	12.70	821	14.90	855	17.20	887	19.60	918	22.00

CFM	OV	3 1/2" SP		4" SP		4 1/2" SP		5" SP		5 1/2" SP		6" SP		6 1/2" SP	
		RPM	BHP	RPM	BHP	RPM	BHP	RPM	BHP	RPM	BHP	RPM	BHP	RPM	BHP
14903	1600	784	13.20	840	15.50										
15835	1700	787	13.70	838	16.00	891	18.50								
16766	1800	794	14.30	841	16.50	889	19.00	939	21.70						
17698	1900	804	15.00	846	17.20	891	19.60	937	22.30	984	25.10				
18629	2000	815	15.70	855	18.00	896	20.40	939	23.00	983	25.70	1028	28.70	1073	31.70
19561	2100	829	16.60	866	18.80	904	21.20	944	23.70	985	26.50	1027	29.00	1069	32.40
20492	2200	844	17.60	879	19.80	915	22.10	952	24.70	990	27.30	1029	30.20	1069	33.20
21424	2300	859	18.60	893	20.80	927	23.20	962	25.70	997	28.30	1033	31.10	1071	34.10
22355	2400	876	19.70	908	22.00	941	24.20	973	26.80	1007	29.40	1041	32.20	1076	35.10
23287	2500	893	20.80	924	23.20	955	25.60	987	28.00	1018	30.60	1050	33.40	1083	36.30
24218	2600	911	22.00	941	24.40	971	26.90	1001	29.40	1031	31.90	1062	34.70	1093	37.60
25149	2700	929	23.20	958	25.70	987	28.30	1016	30.80	1045	33.40	1074	36.10	1104	39.00
26081	2800	947	24.50	976	27.10	1004	29.70	1032	32.30	1060	35.00	1088	37.60	1116	40.50

The **Bold/Underlined** numbers indicate maximum efficiency curve for this fan.

Figures above the shaded sections denote Class I, Max RPM = 952. Figures in the shaded sections denote Class II, Max. RPM = 1241



Size 445 Single Width

CFM	OV	1/2" SP		3/4" SP		1" SP		1 1/2" SP		2" SP		2 1/2" SP		3" SP	
		RPM	BHP	RPM	BHP	RPM	BHP	RPM	BHP	RPM	BHP	RPM	BHP	RPM	BHP
6831	600	286	0.92												
7970	700	295	1.04	347	1.59										
9108	800	307	1.18	354	1.76	399	2.40								
10247	900	320	1.35	364	1.95	406	2.61								
11385	1000	335	1.55	375	2.17	415	2.85	489	4.40						
12524	1100	351	1.77	388	2.42	425	3.13	495	4.72						
13662	1200	368	2.02	403	2.70	437	3.43	503	5.07	566	6.90				
14801	1300	386	2.29	418	3.01	451	3.77	513	5.45	573	7.33				
15940	1400	404	2.58	435	3.36	465	4.15	524	5.88	581	7.80				
17078	1500	423	2.91	452	3.73	481	4.57	537	6.35	591	8.30				
18217	1600	442	3.27	470	4.14	497	5.02	550	6.85	602	8.86	652	11.00	701	13.30
19355	1700	462	3.67	488	4.58	514	5.51	564	7.41	614	9.47	662	11.60	709	14.00
20494	1800	482	4.11	507	5.05	531	6.03	579	8.01	627	10.10	673	12.30	718	14.70
21632	1900	502	4.58	526	5.56	549	6.58	595	8.66	640	10.80	685	13.10	728	15.50
22771	2000	523	5.10	545	6.12	568	7.18	612	9.35	655	11.50	697	13.90	739	16.40
23910	2100	543	5.67	565	6.71	586	7.81	629	10.00	670	12.30	711	14.70	751	17.30
25048	2200	564	6.28	585	7.36	605	8.50	646	10.80	686	13.20	725	15.70	764	18.30
26187	2300	585	6.94	605	8.06	625	9.23	664	11.60	702	14.10	740	16.60	778	19.30
27325	2400	606	7.66	625	8.80	644	10.0	682	12.50	719	15.10	756	17.70	792	20.40
28464	2500	628	8.43	646	9.60	664	10.8	700	13.40	736	16.10	771	18.80	806	21.50
29603	2600	649	9.26	667	10.40	684	11.70	719	14.40	754	17.10	788	19.90	822	22.80
30741	2700	670	10.10	688	11.30	705	12.60	738	15.40	772	18.20	805	21.10	837	24.10
31880	2800	692	11.00	709	12.30	725	13.60	758	16.50	790	19.40	822	22.40	854	25.40

CFM	OV	3 1/2" SP		4" SP		4 1/2" SP		5" SP		5 1/2" SP		6" SP		6 1/2" SP	
		RPM	BHP	RPM	BHP	RPM	BHP	RPM	BHP	RPM	BHP	RPM	BHP	RPM	BHP
18217	1600	748	15.80												
19355	1700	754	16.50	799	19.10										
20494	1800	762	17.30	805	20.00	847	22.80								
21632	1900	771	18.10	812	20.90	883	23.70	893	26.60						
22771	2000	780	19.00	820	21.80	860	24.70	898	27.70	936	30.82	973	34.01		
23910	2100	791	20.00	830	22.80	868	25.70	905	28.80	942	31.90	978	35.20	1014	38.50
25048	2200	802	21.00	840	23.80	877	26.80	913	29.90	949	33.10	984	36.40	1019	39.80
26187	2300	814	22.10	851	25.00	887	28.00	922	31.10	957	34.40	991	37.70	1025	41.10
27325	2400	827	23.20	863	26.20	897	29.20	932	32.40	965	35.70	999	39.10	1032	42.60
28464	2500	841	24.40	875	27.40	909	30.50	942	33.70	975	37.10	1007	40.50	1039	44.00
29603	2600	855	25.70	888	28.70	921	31.90	953	35.10	985	38.50	1017	42.00	1048	45.60
30741	2700	870	27.10	902	30.10	934	33.40	965	36.70	996	40.00	1027	43.60	1057	47.20
31880	2800	885	28.50	916	31.60	947	34.90	978	38.20	1008	41.70	1038	45.20	1067	48.90

The **Bold/Underlined** numbers indicate maximum efficiency curve for this fan.

Figures above the shaded sections denote Class I, Max RPM = 913. Figures in the shaded section denote Class II, Max. RPM = 1190



Size 490 Single Width

CFM	OV	1/2" SP		3/4" SP		1" SP		1 1/2" SP		2" SP		2 1/2" SP		3" SP	
		RPM	BHP	RPM	BHP	RPM	BHP	RPM	BHP	RPM	BHP	RPM	BHP	RPM	BHP
8282	600	245	1.12												
9663	700	253	1.27	298	1.96										
11043	800	266	1.48	303	2.15	344	2.97								
12424	900	279	1.71	313	2.39	347	3.20								
13804	1000	294	1.97	325	2.71	355	3.50	421	5.45						
15185	1100	310	2.27	339	3.06	366	3.87	424	5.78	487	8.14				
16565	1200	326	2.61	353	3.43	379	4.31	431	6.19	487	8.51				
17946	1300	342	2.99	369	3.85	393	4.77	441	6.69	491	8.96				
19326	1400	359	3.42	384	4.32	408	5.28	453	7.30	498	9.53				
20707	1500	376	3.89	401	4.84	423	5.83	466	7.97	507	10.10				
22087	1600	394	4.41	417	5.41	439	6.44	480	8.66	519	10.90	559	13.50	600	16.30
23468	1700	411	4.98	434	6.04	455	7.11	494	9.41	532	11.80	569	14.30	607	17.10
24848	1800	429	5.61	451	6.72	471	7.84	509	10.20	545	12.70	580	15.30	615	18.10
26229	1900	447	6.29	468	7.46	488	8.63	525	11.00	559	13.70	593	16.40	626	19.10
27609	2000	465	7.03	485	8.25	505	9.48	541	12.00	574	14.70	606	17.50	638	20.30
28990	2100	483	7.84	503	9.12	522	10.40	557	13.00	589	15.70	620	18.70	650	21.60
30370	2200	501	8.71	521	10.00	539	11.30	573	14.10	605	16.90	635	19.90	664	23.00
31751	2300	520	9.65	538	11.00	556	12.40	589	15.20	620	18.10	650	21.20	678	24.40
33131	2400	538	10.60	556	12.10	574	13.50	606	16.40	636	19.40	665	22.60	693	25.90
34512	2500	557	11.70	575	13.20	591	14.70	623	17.80	653	20.80	681	24.00	707	27.40
35892	2600	576	12.90	593	14.40	609	16.00	640	19.10	669	22.30	696	25.60	723	29.00
37273	2700	595	14.10	611	15.70	627	17.30	657	20.60	685	23.90	712	27.30	738	30.80
38653	2800	614	15.40	629	17.10	645	18.80	674	22.20	702	25.60	729	29.00	754	32.60

CFM	OV	3 1/2" SP		4" SP		4 1/2" SP		5" SP		5 1/2" SP		6" SP		6 1/2" SP	
		RPM	BHP	RPM	BHP	RPM	BHP	RPM	BHP	RPM	BHP	RPM	BHP	RPM	BHP
22087	1600	644	19.50	690	23.00										
23468	1700	647	20.30	688	23.70	731	27.40								
24848	1800	652	21.20	690	24.50	730	28.20	771	32.20						
26229	1900	660	22.20	695	25.50	732	29.10	770	33.00	808	37.20				
27609	2000	670	23.30	702	26.70	736	30.20	771	34.00	807	38.20	844	42.50	881	47.00
28990	2100	681	24.60	711	27.90	743	31.40	775	35.20	809	39.30	843	43.60	878	48.10
30370	2200	693	26.10	722	29.30	751	32.80	782	36.00	813	40.50	845	44.80	878	49.20
31751	2300	706	27.70	733	30.90	761	34.30	790	38.10	819	42.00	849	46.20	880	50.60
33131	2400	719	29.20	746	32.60	773	36.00	799	39.70	827	43.60	855	47.70	884	52.10
34512	2500	733	30.90	759	34.40	785	37.90	810	41.50	836	45.40	863	49.50	890	53.80
35892	2600	748	32.60	773	36.20	798	39.90	822	43.50	847	47.30	872	51.40	897	55.70
37273	2700	763	34.40	787	38.10	811	41.90	835	45.70	858	49.50	882	53.50	907	57.80
38653	2800	778	36.30	802	40.10	825	44.00	848	48.00	871	51.90	894	55.80	917	60.00

The **Bold/Underlined** numbers indicate maximum efficiency curve for this fan..

Figures above the shaded sections denote Class I, Max RPM = 782. Figures in the shaded sections denote Class II, Max. RPM = 1020



Size 542 Single Width

CFM	OV	1/2" SP		3/4" SP		1" SP		1 1/2" SP		2" SP		2 1/2" SP		3" SP	
		RPM	BHP	RPM	BHP	RPM	BHP	RPM	BHP	RPM	BHP	RPM	BHP	RPM	BHP
10152	600	235	1.36												
11845	700	242	1.54	284	2.36										
13537	800	251	1.76	290	2.61	327	3.57								
15229	900	262	2.01	298	2.89	333	3.89								
16921	1000	275	2.30	308	3.22	240	4.24	401	6.54						
18613	1100	288	2.63	319	3.59	349	4.65	406	7.01						
20305	1200	302	3.00	330	4.01	359	5.10	413	7.53	464	10.20				
21998	1300	316	3.40	343	4.48	370	5.61	421	8.10	470	10.80				
23690	1400	331	3.84	357	4.99	382	6.17	430	8.74	477	11.50				
25382	1500	347	4.33	371	5.55	394	6.79	440	9.43	485	12.30				
27074	1300	363	4.87	385	6.15	407	7.46	451	10.10	494	13.10	535	16.40	575	19.80
28766	1700	379	5.46	400	6.80	421	8.18	463	11.00	503	14.00	543	17.30	581	20.80
30458	1800	395	6.10	416	7.51	436	8.96	475	11.90	514	15.00	552	18.30	589	21.90
32151	1900	412	6.81	431	8.27	450	9.78	488	12.80	525	16.00	562	19.50	597	23.10
33843	2000	429	7.58	447	9.09	465	10.60	502	13.80	537	17.20	572	20.70	606	24.40
35535	2100	446	8.42	463	9.98	481	11.60	516	14.90	550	8.40	583	21.90	616	25.70
37227	2200	463	9.34	480	10.90	496	12.60	530	16.10	563	19.60	595	23.30	627	27.20
38919	2300	480	10.30	496	11.90	512	13.70	544	17.30	576	21.00	607	24.80	638	28.70
40611	2400	497	11.30	513	13.00	528	14.80	559	18.60	590	22.40	620	26.30	649	30.30
42304	2500	515	12.50	530	14.20	545	15.10	574	19.90	604	23.90	633	27.90	661	32.00
43996	2600	532	13.70	547	15.50	561	17.40	590	21.40	618	25.50	646	29.70	674	33.90
45688	2700	550	15.00	564	16.90	578	18.80	605	22.90	633	27.10	660	31.40	687	35.80
47380	2800	568	16.40	581	18.30	595	20.30	621	24.50	648	28.90	674	33.30	700	37.80

CFM	OV	3 1/2" SP		4" SP		4 1/2" SP		5" SP		5 1/2" SP		6" SP		6 1/2" SP	
		RPM	BHP	RPM	BHP	RPM	BHP	RPM	BHP	RPM	BHP	RPM	BHP	RPM	BHP
27074	1600	614	23.50												
28766	1700	619	24.60	655	28.50										
30458	1800	625	25.70	660	29.70	695	33.90								
32151	1900	632	27.00	666	31.00	699	35.30	732	39.60						
33843	2000	640	28.30	673	32.40	705	36.70	737	41.20	768	45.80	798	50.50		
35535	2100	649	29.70	680	33.90	712	38.30	743	42.80	773	47.50	802	52.30	831	57.20
37227	2200	658	31.20	689	35.40	719	39.90	749	44.50	778	49.20	807	54.10	836	59.10
38919	2300	668	32.80	698	37.10	727	41.60	756	46.30	785	51.10	813	56.10	841	61.20
40611	2400	679	34.50	707	38.90	736	43.40	764	48.10	792	53.00	819	58.10	846	63.30
42304	2500	690	36.30	718	40.80	745	45.40	773	50.10	800	55.10	826	60.20	853	65.50
43996	2600	701	38.20	728	42.70	755	47.40	782	52.30	808	57.30	834	62.40	860	67.70
45688	2700	713	40.20	740	44.80	766	49.60	792	54.50	817	59.50	842	64.80	867	70.10
47380	2800	726	42.30	751	47.00	777	51.80	802	56.90	827	62.00	851	67.20	875	72.70

The **Bold/Underlined** numbers indicate maximum efficiency curve for this fan.

Figures above the shaded sections denote Class I, Max RPM = 749. Figures in the shaded sections denote Class II, Max. RPM = 977



Size 600 Single Width

CFM	OV	1/2" SP		3/4" SP		1" SP		1 1/2" SP		2" SP		2 1/2" SP		3" SP	
		RPM	BHP	RPM	BHP	RPM	BHP	RPM	BHP	RPM	BHP	RPM	BHP	RPM	BHP
12419	600	200	1.68												
14489	700	207	1.91	243	2.94										
16559	800	217	2.22	247	3.22	281	4.45								
18628	900	228	2.57	225	3.59	284	4.79								
20698	1000	240	2.96	265	4.06	290	5.24	344	8.17						
22768	1100	253	3.40	277	4.58	299	5.80	346	8.66	398	12.20				
24838	1200	266	3.92	289	5.14	310	6.46	352	9.29	98	12.70				
26908	1300	280	4.49	301	5.77	321	7.16	360	10.00	401	13.40				
28978	1400	293	5.13	314	6.48	333	7.91	370	10.90	406	14.20				
31048	1500	307	5.84	327	7.26	346	8.74	380	11.90	414	15.20				
33118	1600	321	6.62	341	8.11	358	9.66	392	12.90	424	16.40	456	20.20	490	24.50
35187	1700	336	7.47	354	9.05	372	10.60	404	14.10	434	17.70	464	21.40	495	25.70
37527	1800	350	8.41	368	10.00	385	11.70	416	15.30	445	19.10	474	2.90	503	27.10
39327	1900	365	9.43	382	11.10	398	12.90	429	16.60	457	20.50	484	24.60	511	28.70
41397	2000	380	10.50	396	12.30	412	14.20	441	18.00	469	22.00	495	26.20	521	30.50
43467	2100	394	11.70	411	13.60	426	15.60	454	19.50	481	23.60	506	28.00	531	32.50
45537	2200	409	13.00	425	15.00	440	17.00	468	21.10	494	25.30	518	29.80	542	34.50
47607	2300	424	14.40	440	16.50	454	18.60	481	22.80	507	27.20	530	31.80	554	36.60
49677	2400	440	15.90	454	18.10	468	20.30	495	24.70	520	29.20	543	33.90	565	38.80
51746	2500	455	17.60	469	19.80	483	22.10	509	26.60	533	31.30	556	36.10	578	41.10
53816	2600	470	19.30	484	21.60	497	24.00	523	28.70	546	33.50	569	38.40	590	43.60
55886	2700	485	21.20	499	23.60	512	26.00	537	30.90	560	35.90	582	40.90	603	46.10
57956	2800	501	23.20	514	25.70	527	28.20	551	33.30	573	38.40	595	43.50	645	48.90

CFM	OV	3 1/2" SP		4" SP		4 1/2" SP		5" SP		5 1/2" SP		6" SP		6 1/2" SP	
		RPM	BHP	RPM	BHP	RPM	BHP	RPM	BHP	RPM	BHP	RPM	BHP	RPM	BHP
33118	1600	526	29.30	563	34.50										
35187	1700	528	30.40	562	35.60	597	41.20								
37257	1800	533	31.70	564	36.80	596	42.30	630	48.30						
39327	1900	539	33.30	568	38.30	598	43.70	629	49.60	660	55.80				
41397	2000	547	35.00	574	40.00	601	45.30	630	51.10	659	57.20	689	63.70	720	70.50
43467	2100	556	36.90	581	41.90	607	47.20	633	52.80	660	58.90	689	65.30	717	72.10
45537	2200	566	39.20	589	43.90	614	49.20	638	54.80	664	60.80	690	67.10	717	73.90
47607	2300	576	41.50	599	46.30	622	51.50	645	57.10	669	63.30	693	69.20	718	75.80
49677	2400	587	43.90	609	48.90	631	53.90	653	59.60	675	65.40	698	71.60	722	78.10
51746	2500	599	46.30	620	51.60	641	56.90	662	62.20	683	68.10	704	74.30	726	80.70
53816	2600	611	48.90	631	54.40	651	59.90	671	65.30	692	71.00	712	77.10	733	83.60
55886	2700	623	51.60	643	57.20	662	62.90	682	68.60	701	74.30	720	80.20	740	86.70
57956	2800	635	54.40	655	60.20	674	66.00	692	71.90	711	77.80	730	83.70	749	90.00

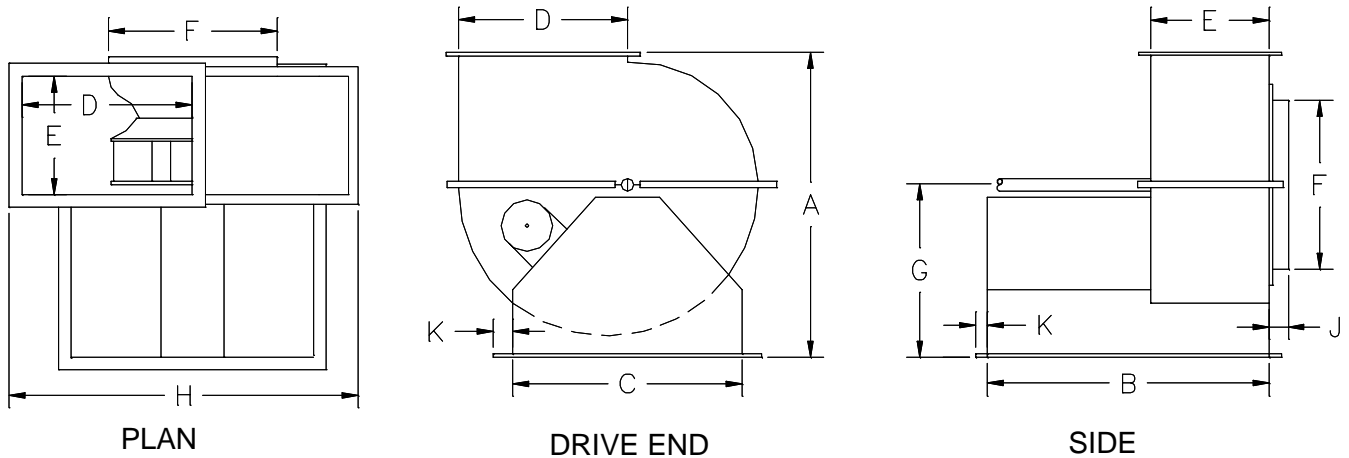
The **Bold/Underlined** numbers indicate maximum efficiency curve for this fan.

Figures above the shaded sections denote Class I, Max RPM = 638. Figures below the shaded sections denote Class II, Max. RPM = 832



Centrifugal FRP Fan Dimension Data

SIZES: #122 — #600
CLOCKWISE ROTATION, UPBLAST DISCHARGE
ARRANGEMENT #9



MODEL SIZE	WHEEL L DIA.	A	B	C	D	E	F	G	H	J	K
122	12-1/4"	27	23-1/2	15-3/4	13-3/4	9-5/8	13-3/4	14-1/2	27-1/4	3	2-3/8
135	13-1/2"	31	28-5/8	18-1/2	15	10-3/4	15	19	29-1/4	3	3
165	16-1/2"	36	31	21	18	13	18	20-1/2	35-1/4	3-3/8	3
182	18-1/4"	39	31	24	20	14-1/2	20	22-1/4	338-1/4	3	3
200	20"	42-1/8	31-1/2	24	21	15-1/2	22	24-1/2	41	3	2
222	22-1/4"	45	36	30	24-1/4	17-1/2	24	25-1/2	46-1/2	3	2
245	24-1/2"	47-3/4	42	36	26-3/4	18-1/2	26-1/2	27	50-1/4	4	2
270	27"	51	45-1/2	36	29	21-1/4	28	29	55	3	2-1/2
300	30"	54-1/4	49-1/2	38-1/4	31-3/8	24	33	32	56-1/2	3	2-3/4
330	33"	64-1/2	49	43	36	25-3/4	36	37	67-3/4	3	2-1/2
365	36-1/2"	72-3/4	55	48	38-1/2	28	39-1/2	42-1/2	74-1/4	3	4
402	40-1/4"	76-1/4	60	50	44	31-1/2	44	45-1/4	81-1/2	6	3
445	44-1/2"	87-7/8	65	52	48-3/8	35	49	50-5/8	89	5	3
490	49-1/2"	91-7/8	70	60	52-3/4	38	54	53-3/8	98	5	5
542	54-1/4"	104	75	72	59	42-1/2	60	59	111	5	5
600	60"	112	80	72	65	47	66	67	116	5	4



Centrifugal Fan Options

FO1. ROLLER BEARINGS:

Provides longer life, particularly on larger fan housings and heavier loads. Standard on fan sizes 36" and above.

FO2—STAINLESS STEEL SHAFT:

It is more rust resistant and provides additional level of corrosion resistance from fugitive fumes.

FO3—ACCESS DOOR:

Provides access to fan wheel for inspection, maintenance and cleaning.

FO4—DISCHARGE GRILL:

Prevents injury to personnel from falling or sticking their hands into the fan.
Recommended on small fans with no stack, where the discharge is below head height or where there is a possibility of falling into the discharge opening.

FO5—FRP EXTENDED BASE:

Raise the fan centerline to align with a horizontal scrubber.

FO6—STACK TRANSITION:

Converts the rectangular fan discharge opening to a standard round stack diameter.

FO7—STACK:

Adds additional height to the discharge.

FO8—ISOLATORS:

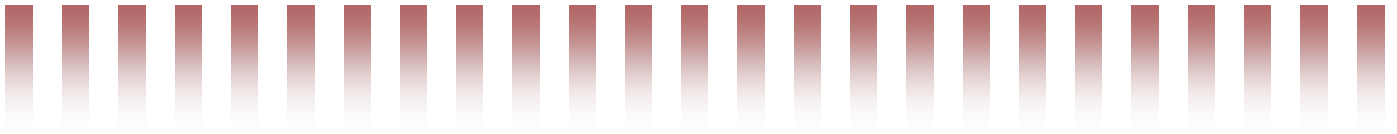
Provides spring movement between fan and equipment pad to reduce noise transfer.
Not recommended with stacks. Usually used where the mounting platform is bolted to a steel building.

FO9—SPECIAL MOTORS:

Other than TEFC (230/460/60/3).

FO10—INLET TRANSITION:

Connects inlet diameter to incoming duct diameter.



Hoods

Scrubbers

Duct & Fittings

Air Strippers

Radial Fans

Centrifugal Fans

Special Systems

Process Tanks

Inline Fans

Storage Tanks

Odor Control

Ventilation Systems

Chrome Systems

SOx Systems

NOx Systems

Dampers

Custom Fabrication



Air Chem Systems, Inc.

**Manufacturer of Fiberglass Air Pollution
Control & Industrial Equipment**

10539 Humbot Street
Los Alamitos, CA 90720

Phone: 562-598-7100
Fax: 562-598-7115
Toll Free: 1-800-237-2865
Email: airchemsys@aol.com
Web Site: www.airchemsystems.com